

Geo-Mattress® with Wings®




The supportive, raised perimeter of our popular Geo-Mattress with Wings can help prevent resident injury.

Instead of the same exposed, hard bolsters others use, its raised perimeter features a tissue-friendly Geo-Matt surface from edge to edge. By gently urging the user away from the edge of the bed, its tissue-friendly raised perimeter can help reduce the risk of accidental falls. And when bed rails are in place, Geo-Mattress with Wings can help keep the user away from potentially hazardous positions between the rail and the mattress, as well as from contact with the rails themselves. Boasting all the key benefits of the Max, Plus, and Pro, Geo-Mattress with Wings means safety for your residents – and their skin!



Lowered, padded openings make transfers easier and safer for user and caregiver.



Stable, high-density angled bolster, topped with proprietary Geo-Matt segmented surface.

Description

- ✓ Therapeutic Raised Perimeter Mattress
- ✓ Non-powered Pressure Redistribution

QUICK FACTS

Indications:

- Patients at fall risk due to independent exits from bed
- General patient population
- Moderate to high risk for skin breakdown
- Decreased mobility
- Repositions frequently by self or caregiver

Key Advantages:

- Edge-to-edge antishearing surface
- Extra-firm edge bolster
- Shearing protection at transfer opening
- Heel Slope®


Item # Description

W7535-29	Geo-Mattress with Wings, 75" L x 35" W x 6" H center, 8" H side
W7835-29	Geo-Mattress with Wings, 78" L x 35" W x 6" H center, 8" H side
W8035-29	Geo-Mattress with Wings, 80" L x 35" W x 6" H center, 8" H side
W8435-29	Geo-Mattress with Wings, 84" L x 35" W x 6" H center, 8" H side

Weight limit: 400 lbs. **Warranty:** 5 years, non-prorated
Mattress Weight: 24 lbs.


All models are fire barrier version (FBV) as indicated by "-29" suffix, denoting certified conformance to NFPA 101 (Life Safety Code); Cal Tech Bulletin #117; 16 CFR Parts 1632 and 1633; and BFD IX-11.

Geo-Mattress® Atlas®



Why "Progressive Resistance"?

Our design puts the most patient-friendly surface directly next to the skin, and the firmest, most dense material farthest away. The layers deflect in stages, allowing the Atlas to accommodate the widest possible range of weights and still remain comfortable.



The key features of the clinically proven Geo-Mattress series, enhanced to meet the unique pressure management challenges of the bariatric client. On top, the Geo-Matt design. Its 800 independent support cells protect against the damaging effects of friction and shearing – two major risk factors that increase dramatically when bed mobility and safe transfers are impeded by extreme weight. Beneath it, three high-resiliency layers offer progressively firmer levels of support. And at the foot, the proven Heel Slope® taper provides added protection for the heel and ankle. All protected by a fluid-resistant cover and non-prorated 3-year warranty.

Additional bariatric options available – see page 20.

***Allow up to 10 working days lead time for these sizes.**

Weight limit: 600 lbs. (35"); 675 lbs. (39"); 750 lbs. (42", 48" and 54")

Warranty: 3 years, non-prorated **Mattress Weight:** 26 lbs. (35")

All models are certified for conformance to NFPA 101 (Life Safety Code) – ASTM E1590; Cal Tech Bulletin #117 and 16 CFR Parts 1632 and 1633 by an independent testing organization.

⚠ WARNING: Cancer and Reproductive Harm – www.P65Warnings.ca.gov

Description

- ✓ Bariatric Therapeutic Foam Mattress
- ✓ Non-powered Pressure Redistribution

QUICK FACTS

Indications:

- Prevention for high risk patients
- Patients 350–600 lbs

Key Advantages:

- Progressive resistance accommodates wide range of patient weights
- Geo-Matt® anti-shearing surface
- Heel Slope®

Item # Description

A7535-29	Geo-Mattress™ Atlas, 75" L x 35" W x 7" H
A8035-29	Geo-Mattress™ Atlas, 80" L x 35" W x 7" H
A8435-29	Geo-Mattress™ Atlas, 84" L x 35" W x 7" H
*A8039-29	Geo-Mattress™ Atlas, 80" L x 39" W x 7" H
A8042-29	Geo-Mattress™ Atlas, 80" L x 42" W x 7" H
A8048-29	Geo-Mattress™ Atlas, 80" L x 48" W x 7" H
A8054-29	Geo-Mattress™ Atlas, 80" L x 54" W x 7" H
*A8442-29	Geo-Mattress™ Atlas, 84" L x 42" W x 7" H
*A8448-29	Geo-Mattress™ Atlas, 84" L x 48" W x 7" H
*A8454-29	Geo-Mattress™ Atlas, 84" L x 54" W x 7" H

